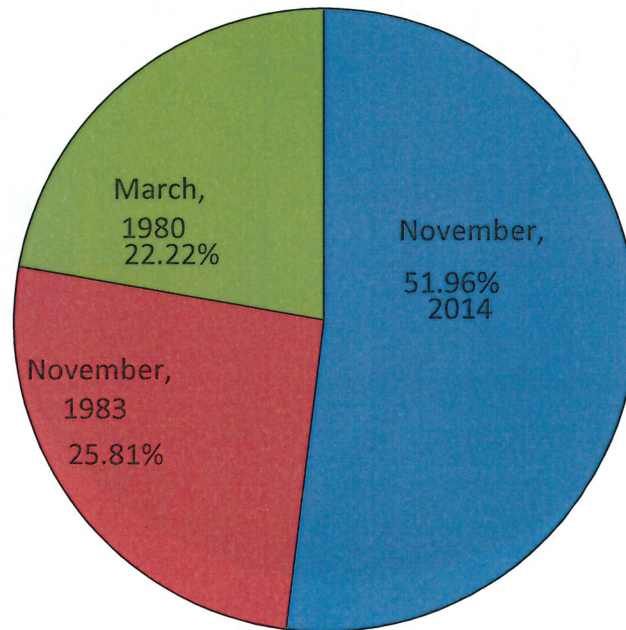


Pioneer CTC
Assessed Tax Valuation for
Tax Year 2025
Collectable 2026

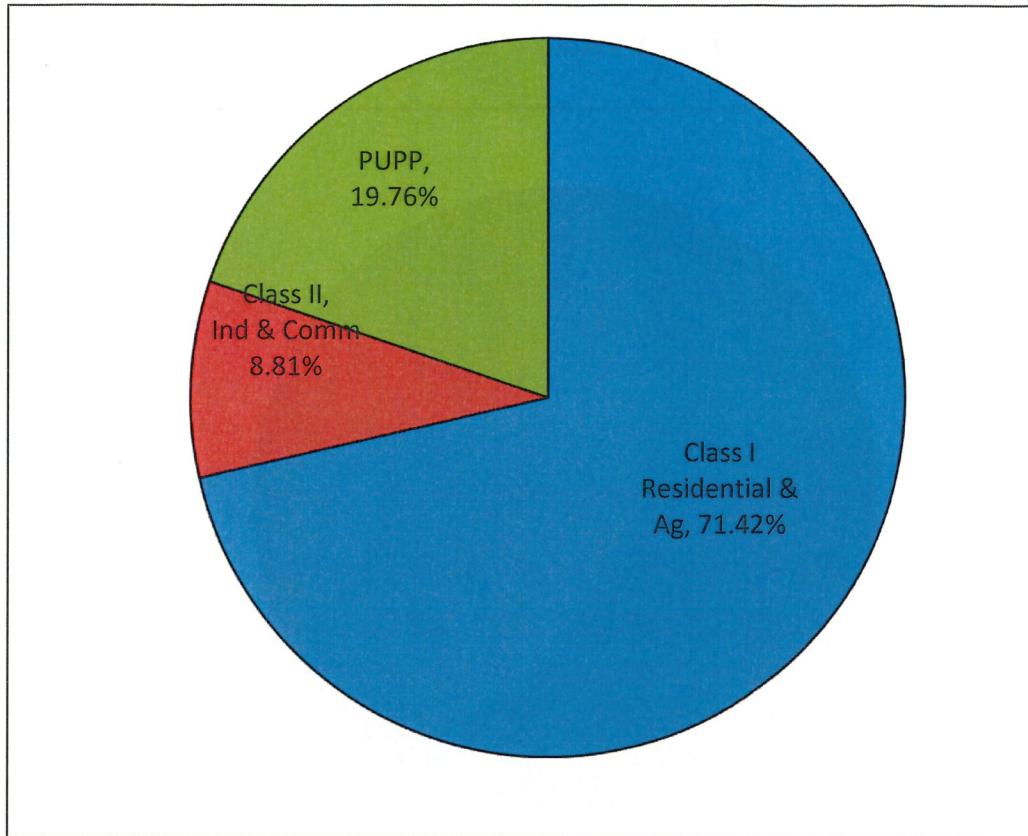
Gavyn Bazley, Treasurer

PCTC EFFECTIVE TAX RATES BY LEVY
TAX YEAR 2025
COLLECTABLE 2026



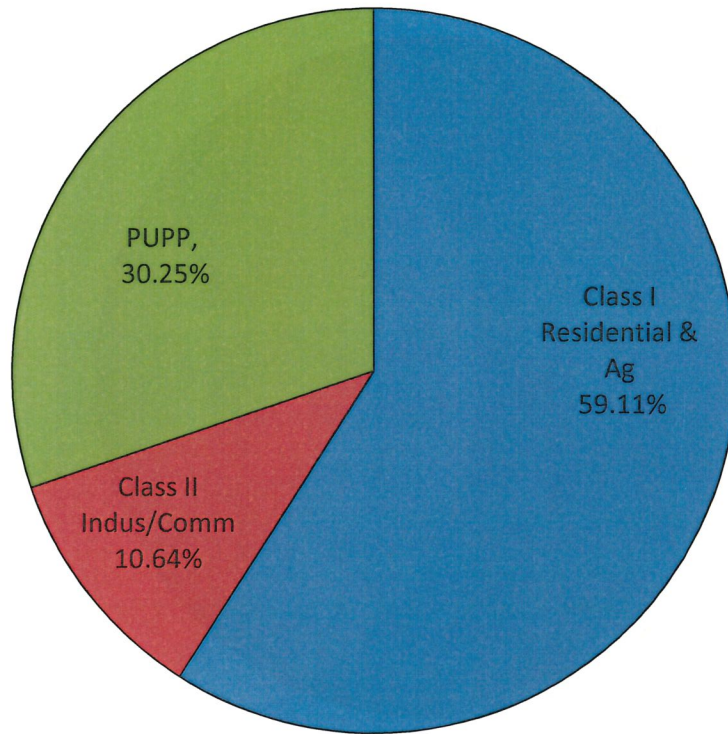
LEVY DATE	FULL RATE	EFFECTIVE CLASS I	EFFECTIVE CLASS II	%
November 4, 2014	1.70	1.105239	1.466746	51.96%
November 8, 1983	1.00	0.462715	0.814923	25.81%
March 4, 1980	1.00	0.432047	0.667984	22.22%
Total	3.70	2.000001	2.949653	100.00%

PCTC TAX VALUATION BY CLASS
Assessed Valuation for Tax Year 2025
Collectable Year 2026



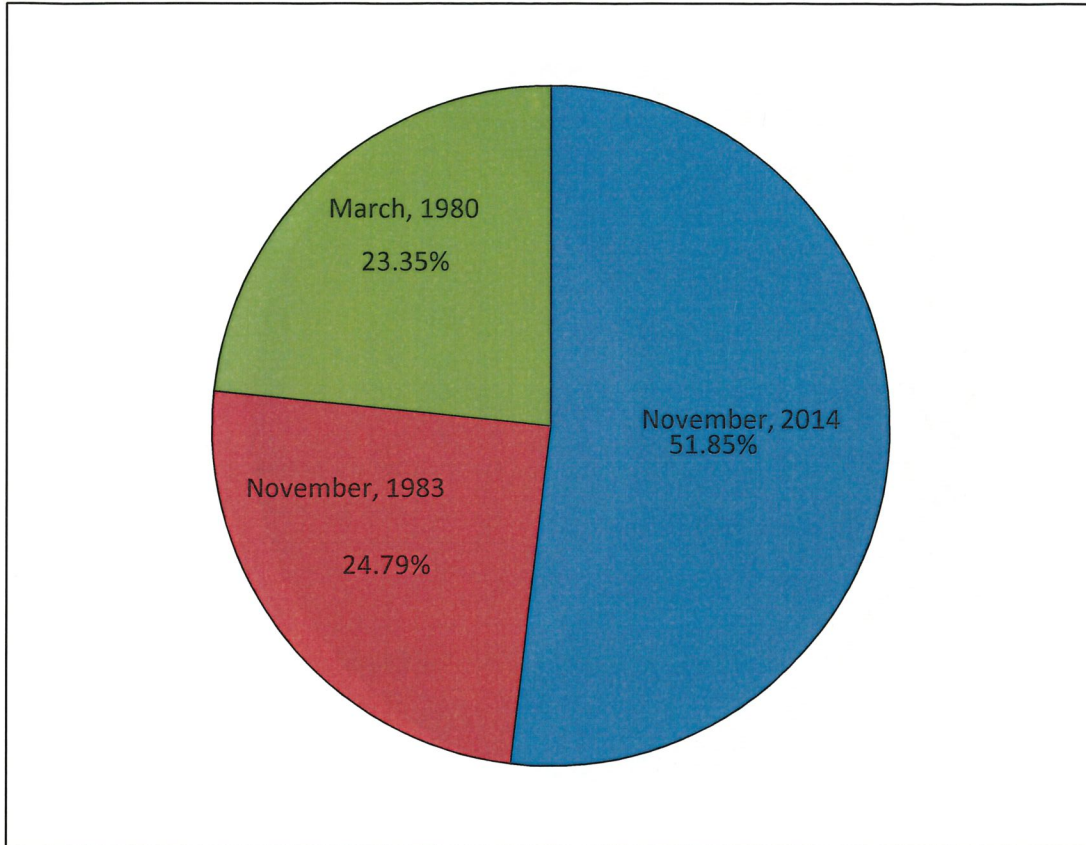
CLASS	DESCRIPTION	VALUATION	%
Class I	Residential & Ag	3,073,462,660	71.42%
Class II	Indus/Commer/PU Real	379,474,187	8.82%
PUPP	Public Utility Pers	850,383,964	19.76%
Total			
		4,303,320,811	100.00%

PCTC ESTIMATED REVENUE BY CLASS
Assessed Valuation for Tax Year 2025
Collectable Year 2026



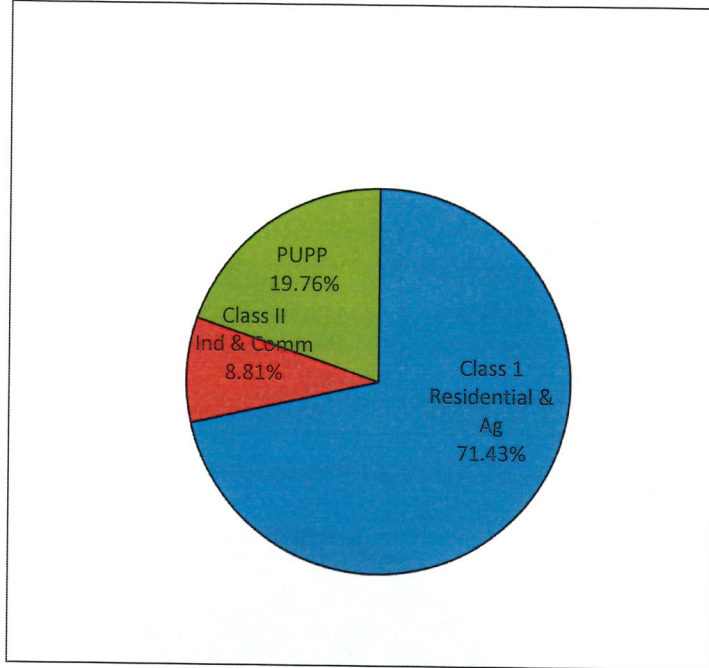
CLASS	DESCRIPTION	REVENUE	%
Class I	Residential & Ag	6,146,928	59.03%
Class II	Indus/Commer/PU Real	1,119,317	10.75%
PUPP	PUPP	3,146,421	30.22%
Total			
		10,412,666	100.00%

PCTC ESTIMATED REVENUE BY LEVY
TAX YEAR 2025
COLLECTABLE 2026



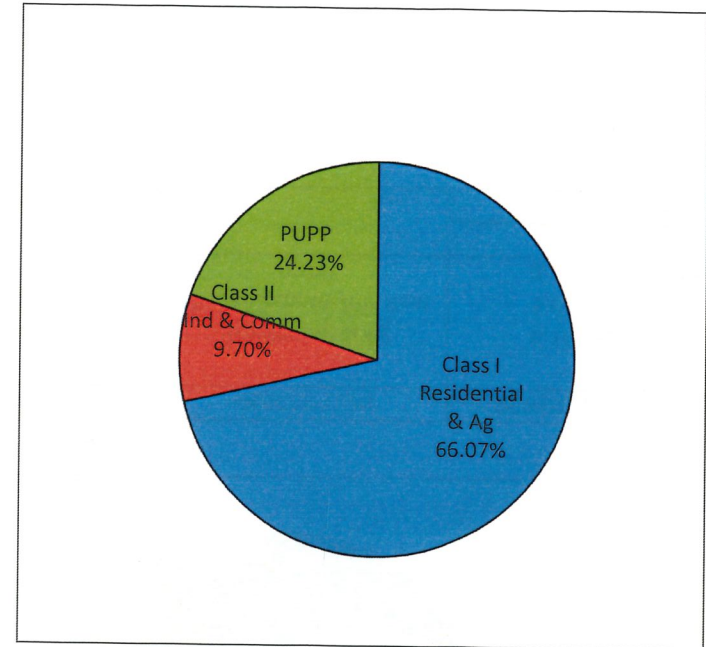
LEVY	REVENUE	%
November 4, 2014	5,399,156	51.85%
November 8, 1983	2,581,763	24.79%
March 4, 1980	2,431,747	23.35%
Total	10,412,666	100.00%

PCTC TAX VALUATION BY CLASS
Assessed Valuation for Tax Year 2025
Collectable Year 2026



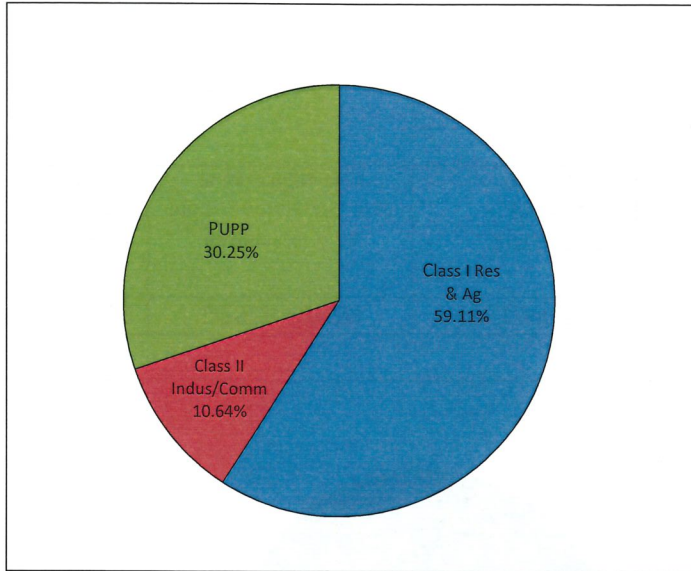
CLASS	DESCRIPTION	VALUATION	%
Class I	Residential & Ag	3,073,462,660	71.42%
Class II	Indus/Commer/PU Real	379,474,187	8.82%
PUPP	Public Utility Pers	850,383,964	19.76%
Total		4,303,320,811	100.00%

PCTC TAX VALUATION BY CLASS
Assessed Valuation for Tax Year 2024
Collectable Year 2025



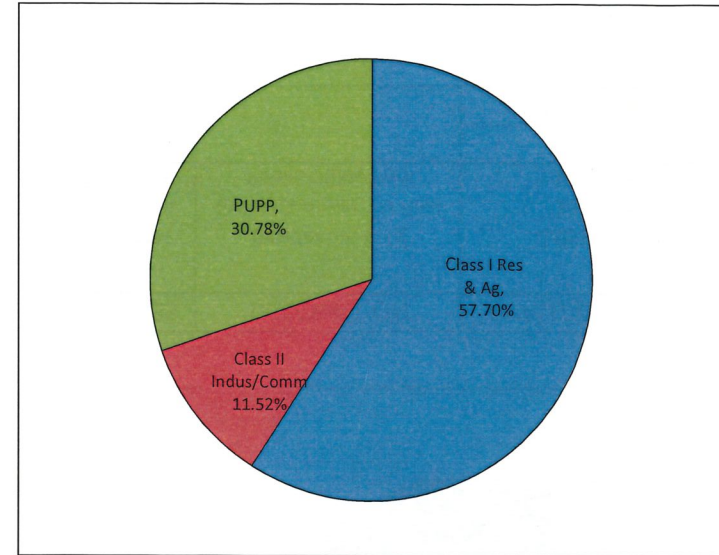
CLASS	DESCRIPTION	VALUATION	%
Class I	Residential & Ag	3,051,460,220	71.43%
Class II	Indus/Commer/PU Real	376,148,030	8.81%
PUPP	Public Utility Pers	844,154,550	19.76%
Total		4,271,762,800	100.00%

PCTC ESTIMATED REVENUE BY CLASS
Assessed Valuation for Tax Year 2025
Collectable Year 2026



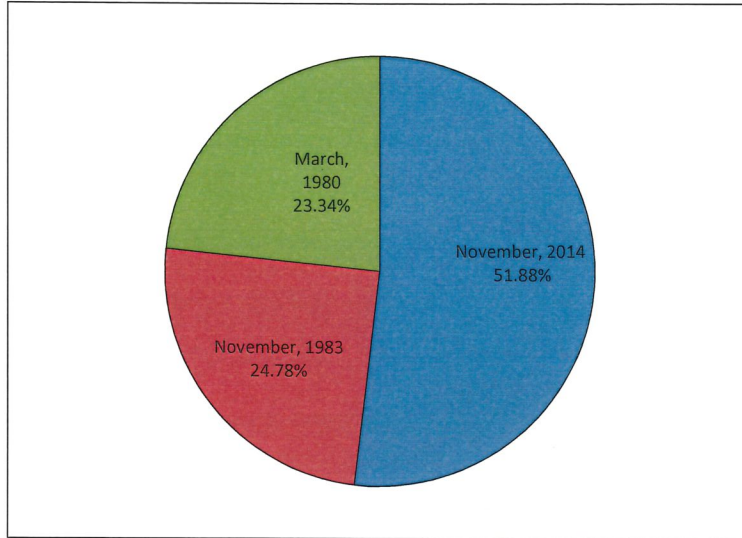
CLASS	DESCRIPTION	REVENUE	%
Class I	Residential & Ag	6,146,928	59.03%
Class II	Indus/Commer/PU Real	1,119,317	10.75%
PUPP	PUPP	3,146,421	30.22%
Total		10,412,666	100.00%

PCTC ESTIMATED REVENUE BY CLASS
Assessed Valuation for Tax Year 2024
Collectable Year 2025



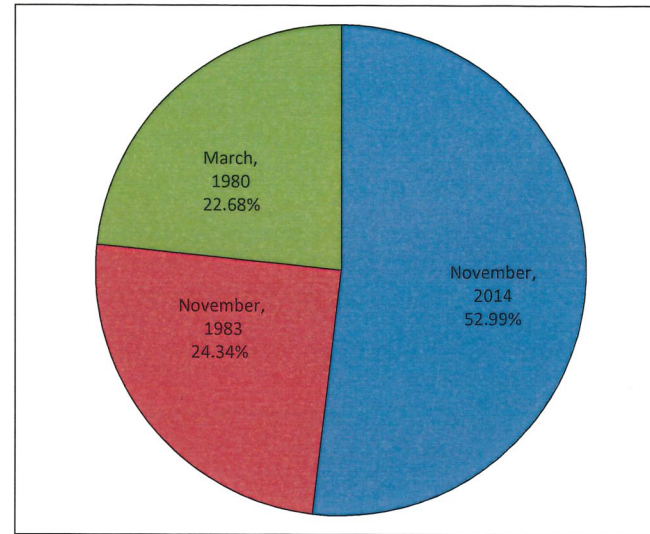
CLASS	DESCRIPTION	REVENUE	%
Class I	Residential & Ag	6,102,923	59.11%
Class II	Indus/Commer/PU Real	1,098,552	10.64%
PUPP	PUPP	3,123,372	30.25%
Total		10,324,847	100.00%

PCTC ESTIMATED REVENUE BY LEVY
TAX YEAR 2025
COLLECTABLE 2026



LEVY	REVENUE		%
November 4, 2014	5,399,156		51.85%
November 8, 1983	2,581,763		24.79%
March 4, 1980	2,431,747		23.35%
Total	10,412,666		100.00%

PCTC ESTIMATED REVENUE BY LEVY
TAX YEAR 2024
COLLECTABLE 2025



LEVY	REVENUE		%
November 4, 2014	5,356,464		51.88%
November 8, 1983	2,558,554		24.78%
March 4, 1980	2,409,829		23.34%
Total	10,324,847		100.00%