



CAREER & TECHNOLOGY CENTER  
*promises. progress. performance.*

# **NOVEMBER**

## **Financial Report**

**December 15, 2025**

*Gavyn C. Bazley, Treasurer*



<b>CASH IN BANKS:</b>		
FC BANK	98,705.35	
PARK NATIONAL - MONEY MARKET	1,067,108.08	
PARK NATIONAL - OPERATING	359,787.86	
PARK NATIONAL - SATELLITE	59,760.26	
PARK NATIONAL BANK - GORMAN FUND	24,930.46	
HUNTINGTON NATIONAL BANK (BOND FUND)	610,806.99	
US BANK	\$74,251.02	
		2,295,350.02
<b>OSFC RENOVATION FUNDS</b>		
PARK NATIONAL (OSFC STATE SHARE)	0.00	
		0.00
<b>TOTAL CASH IN BANKS</b>		<b>\$2,295,350.02</b>
<b>INVESTMENTS:</b>		
PARK NATIONAL (RICHLAND BANK)	8,054,197.48	
STAR OHIO - PCTC	7,457,224.93	
MEEDER INVESTMENTS	20,234,823.72	
<b>TOTAL INVESTMENTS</b>		<b>\$35,746,246.13</b> (1)
<b>RESERVE:</b>		
HUNTINGTON BANK DEBT SERVICE		\$0.00
JEFFERSON HEALTH PLAN INSURANCE RESERVE/(DEFICIT)		\$1,251,304.50
<b>PETTY CASH and CHANGE FUNDS</b>		
ALL FUNDS		\$1,675.00
<b>TOTAL DEPOSIT BALANCE</b>		<b>\$39,294,575.65</b>
<b>RECONCILING ITEMS</b>		
NOVEMBER		(\$610,806.88)
<b>TREASURER'S BALANCE</b>		<b>\$38,683,768.77</b> (2)

	CURRENT BALANCE		CURRENT ENCUMBRANCES
<b>GOVERNMENTAL</b>			
001 GENERAL	\$31,150,654.66	(4)	\$1,795,944.02
<b>SPECIAL REVENUE</b>			
018 PRINCIPAL'S	21,386.52		7,217.25
019 LOCAL/WIA YOUTH SERVICES/LGIF	4,596.11		807.92
022 AGENCY/PELL	22,323.55		0.00
432 ED MGT INFO SYSTEM	3,713.71		350.00
439 PRE-SCHOOL CHILDHOOD	(3,890.93)		101.00
451 DATA COMMUNICATION	511.08		1,502.08
461 VOCATIONAL ED ENHANCEMENTS	0.00		0.00
495 CAREER TECH CONSTRUCTION GRAN	335,407.12		335,185.80
499 MISCELLANEOUS STATE GRANT FUND	6,031.15		0.00
507 ARP HOMELESS GRANT	0.00		0.00
508 GEER FUNDS	0.00		0.00
510 CORONAVIRUS RELIEF FUND	0.00		0.00
524 VOCATIONAL ED/CARL PERKINS	(80,801.06)		12,000.00
590 IMPROVING TEACHER QUALITY	0.00		0.00
599 CARES ACT	0.00		0.00
<b>DEBT SERVICE</b>			
002 BOND RETIREMENT ( OSFC ESCROW)	0.00		0.00
<b>CAPITAL PROJECTS</b>			
003 PERMANENT IMPROVEMENT	935,427.85		48,102.82
004 BUILDING - OSFC/LOCAL	38,996.43		0.00
010 FACILITIES IMPROVEMENTS	907,108.22		0.00
034 OSFC - FACILITIES MAINTENANCE	2,881,348.19		60,176.59
070 CAPITAL PROJECTS - HB426	143,637.59		41,567.00
<b>ENTERPRISE</b>			
006 FOOD SERVICES	109,807.55		124,369.88
009 UNIFORM SCHOOL SUPPLIES	243,899.13		10,650.69
011 ROTARY - CUSTOMER SERVICE	241,490.41		75,963.24
012 ADULT EDUCATION	(123,843.60)		192,350.30
<b>INTERNAL SERVICE</b>			
014 ROTARY - INTERNAL SERVICES	42,026.69		0.00
024 SELF INSURANCE FUND	1,251,304.50		651,095.00
<b>TRUST AND AGENCY</b>			
007 SPECIAL TRUST/SCHOLARSHIP	362,308.23		3,096.72
008 ENDOWMENT	35,282.90		0.00
025 USAS NETWORK - NCOCC	0.00		0.00
200 STUDENT ACTIVITY	155,042.77		144,826.10
<b>TOTAL CASH</b>	<b>\$38,683,768.77</b>	<b>(2)</b>	<b>\$3,505,306.41</b>
<b>GENERAL - WAREHOUSE INVENTORY</b>	135,871.17		



PIONEER CAREER & TECHNOLOGY

SSDT Summary of Cash Balances by Fund

Code	Description	FY Beginning Balance	MTD Actual Receipts	FYTD Actual Receipts	MTD Expended	FYTD Expended	Current Fund Balance	FY Encumbrances	FYTD Unencumbered
001	GENERAL	\$ 28,881,903.29	\$ 1,525,962.16	\$ 11,848,917.74	\$ 2,369,839.25	\$ 9,580,166.37	\$ 31,150,654.66	\$ 1,795,944.02	\$ 29,354,710.64
002	BOND RETIREMENT	0.00	0.00	0.00	0.00	0.00	0.00	0.00	0.00
003	PERMANENT IMPROVEMENT	1,117,569.98	0.00	0.00	22.41	182,142.13	935,427.85	48,102.82	887,325.03
004	BUILDING	38,996.43	0.00	0.00	0.00	0.00	38,996.43	0.00	38,996.43
006	FOOD SERVICE	175,499.83	79,433.04	224,750.73	66,680.77	290,443.01	109,807.55	124,369.88	(14,562.33)
007	SPECIAL TRUST	346,828.34	1,030.00	19,144.00	464.32	3,664.11	362,308.23	3,096.72	359,211.51
008	ENDOWMENT	34,884.90	77.00	398.00	0.00	0.00	35,282.90	0.00	35,282.90
009	UNIFORM SCHOOL SUPPLIES	265,424.38	4,818.55	74,367.02	149.19	95,892.27	243,899.13	10,650.69	233,248.44
010	CLASSROOM FACILITIES	907,088.59	0.00	19.63	0.00	0.00	907,108.22	0.00	907,108.22
011	ROTARY-SPECIAL SERVICES	243,909.92	25,203.07	76,978.60	19,318.93	79,398.11	241,490.41	75,963.24	165,527.17
012	ADULT EDUCATION	8,223.29	70,601.25	319,077.00	(61,554.81)	451,143.89	(123,843.60)	192,350.30	(316,193.90)
014	ROTARY-INTERNAL SERVICES	41,106.69	880.00	920.00	0.00	0.00	42,026.69	0.00	42,026.69
018	PUBLIC SCHOOL SUPPORT	18,962.21	2,336.00	8,185.50	166.79	5,761.19	21,386.52	7,217.25	14,169.27
019	OTHER GRANT	4,745.92	0.00	25.00	0.00	174.81	4,596.11	807.92	3,788.19
022	DISTRICT CUSTODIAL	22,323.55	0.00	56,055.00	0.00	56,055.00	22,323.55	0.00	22,323.55
024	EMPLOYEE BENEFITS SELF INS.	2,102,058.58	321,226.41	1,678,092.53	968,457.66	2,528,846.61	1,251,304.50	651,095.00	600,209.50
025	COMPUTER NETWORK CLASS 'A'SIT	0.00	0.00	0.00	0.00	0.00	0.00	0.00	0.00
034	CLASSROOM FACILITIES MAINT.	3,055,665.26	0.00	0.00	6,651.80	174,317.07	2,881,348.19	60,176.59	2,821,171.60
070	CAPITAL PROJECTS	168,937.59	0.00	0.00	0.00	25,300.00	143,637.59	41,567.00	102,070.59
200	STUDENT MANAGED ACTIVITY	145,984.50	49,559.73	101,113.22	37,466.53	92,054.95	155,042.77	144,826.10	10,216.67
416	TEACHER DEVELOPMENT	0.00	0.00	0.00	0.00	0.00	0.00	0.00	0.00
426	INDUSTRIAL TRAINING PROGRAM	0.00	0.00	0.00	0.00	0.00	0.00	0.00	0.00
429		0.00	0.00	0.00	0.00	0.00	0.00	0.00	0.00
432	MANAGEMENT INFORMATION SYSTEM	3,713.71	0.00	0.00	0.00	0.00	3,713.71	350.00	3,363.71
439	PUBLIC SCHOOL PRESCHOOL	0.00	7,672.58	19,181.45	7,135.50	23,072.38	(3,890.93)	101.00	(3,991.93)
450	SCHOOLNET EQUIP/INFRASTRUCTURE	0.00	0.00	0.00	0.00	0.00	0.00	0.00	0.00
451	DATA COMMUNICATION FUND	0.00	0.00	1,000.00	488.92	488.92	511.08	1,502.08	(991.00)
452	SCHOOLNET PROFESS. DEVELOPMENT	0.00	0.00	0.00	0.00	0.00	0.00	0.00	0.00
461	VOCATIONAL EDUC. ENHANCEMENTS	0.00	0.00	0.00	0.00	0.00	0.00	0.00	0.00
466	STRAIGHT A FUND	0.00	0.00	0.00	0.00	0.00	0.00	0.00	0.00
467	STUDENT WELLNESS AND SUCCESS FUND	0.00	0.00	0.00	0.00	0.00	0.00	0.00	0.00
495	CAREER TECHNICAL CONSTRUCTION FUND	2,174,912.44	0.00	0.00	0.00	1,839,505.32	335,407.12	335,185.80	221.32
499	MISCELLANEOUS STATE GRANT FUND	6,031.15	0.00	0.00	0.00	0.00	6,031.15	0.00	6,031.15

As Of Period: 11/30/2025

## PIONEER CAREER & TECHNOLOGY

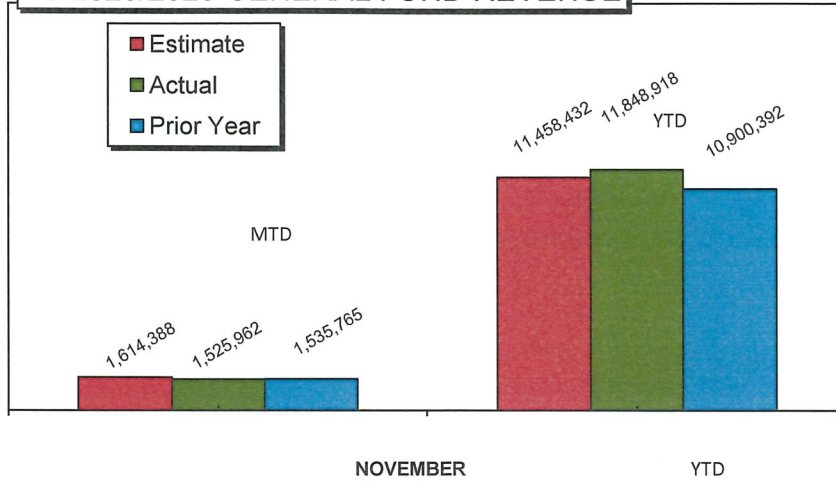
### SSDT Summary of Cash Balances by Fund

Code	Description	FY Beginning Balance	MTD Actual Receipts	FYTD Actual Receipts	MTD Expended	FYTD Expended	Current Fund Balance	FY Encumbrances	FYTD Unencumbered
501	ADULT BASIC EDUCATION	\$ 0.00	\$ 0.00	\$ 0.00	\$ 0.00	\$ 0.00	\$ 0.00	\$ 0.00	\$ 0.00
502	SCHOOL TO WORK	0.00	0.00	0.00	0.00	0.00	0.00	0.00	0.00
506	RACE TO THE TOP	0.00	0.00	0.00	0.00	0.00	0.00	0.00	0.00
507	ELEMENTARY AND SECONDARY SCHOOL EMERGENCY RELIEF FUND	0.00	0.00	0.00	0.00	0.00	0.00	0.00	0.00
508	GOVERNOR'S EMERGENCY EDUCATION RELIEF FUND	0.00	0.00	0.00	0.00	0.00	0.00	0.00	0.00
510	CORONA VIRUS RELIEF FUND	0.00	0.00	0.00	0.00	0.00	0.00	0.00	0.00
514		0.00	0.00	0.00	0.00	0.00	0.00	0.00	0.00
516	IDEA PART B GRANTS	0.00	0.00	0.00	0.00	0.00	0.00	0.00	0.00
524	VOC ED: CARL D. PERKINS - 1984	0.00	93,187.02	378,999.79	28,594.04	459,800.85	(80,801.06)	12,000.00	(92,801.06)
535	BASIC PELL GRANT PROGRAM	0.00	0.00	0.00	0.00	0.00	0.00	0.00	0.00
573	TITLE V INNOVATIVE EDUC PGM	0.00	0.00	0.00	0.00	0.00	0.00	0.00	0.00
584	DRUG FREE SCHOOL GRANT FUND	0.00	0.00	0.00	0.00	0.00	0.00	0.00	0.00
590	IMPROVING TEACHER QUALITY	0.00	0.00	0.00	0.00	0.00	0.00	0.00	0.00
599	MISCELLANEOUS FED. GRANT FUND	0.00	0.00	0.00	0.00	0.00	0.00	0.00	0.00
<b>Grand Total</b>		<b>\$ \$ 2,181,986.81</b>	<b>\$ \$ 3,443,881.30</b>	<b>\$ \$ 3,505,306.41</b>	<b>\$ \$ 3,505,306.41</b>	<b>\$ \$ 3,505,306.41</b>	<b>\$ \$ 3,505,306.41</b>	<b>\$ \$ 3,505,306.41</b>	<b>\$ \$ 3,505,306.41</b>
		<b>39,764,770.55</b>	<b>14,807,225.21</b>	<b>15,888,226.99</b>	<b>38,683,768.77</b>	<b>35,178,462.36</b>			

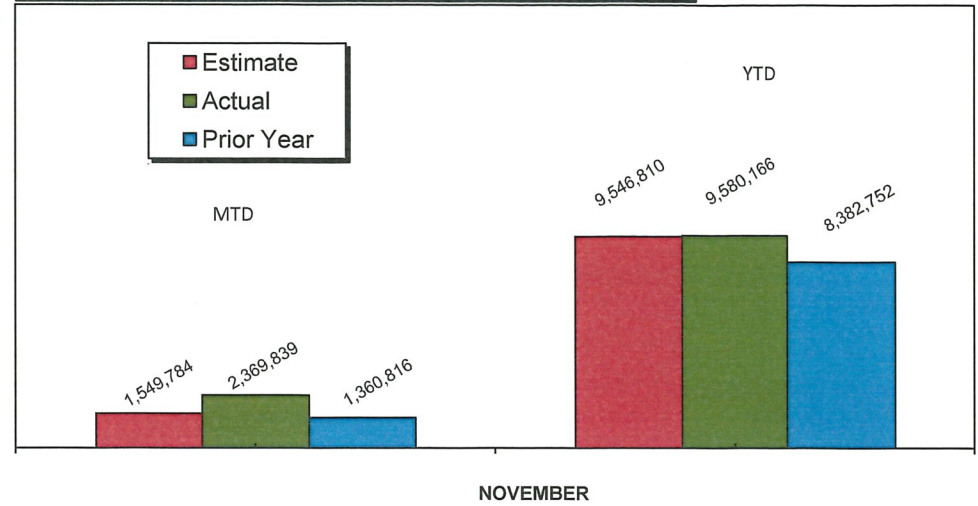
**2025/2026  
GENERAL FUND  
Appropriations/Actual  
Revenues & Expenditures**

		2025/2026 Fiscal Year Appropriations	NOVEMBER ACTUAL	YTD ACTUAL	YTD as % of Est
Beginning Balance		28,881,903	31,994,531	28,881,903	
<b>REVENUES</b>					
1.01	General Property-R. E.	6,726,957		2,728,689	40.56%
1.02	Public Utility Personal Property Tax	2,300,054		741,993	32.26%
1.035	Unrestricted Grants-In-Aid	12,346,824		0	41.41%
	General Regular School Foundation		1,024,826	5,030,342	
	Other State Funding			82,073	
1.04	Restricted Grants-In-Aid	5,375,048			40.72%
	Career/Tech Weighted Funding		374,106	1,870,690	
	Economic Disadvantaged Funding		19,387	97,336	
	English Learners		1,683	8,403	
	Student Wellness & Success		37,042	180,132	
	Career Awareness & Exploration		4,002	20,363	
	CTE Associated Services		2,362	11,812	
1.05	Property Tax Allocation	480,713			49.35%
	10% and 2.5% Rollback		50	153,362	
	Homestead Exemption			83,863	
1.06	All Other Operating Revenues	1,071,390			47.64%
	Open enrollment Adjustment			0	
	Associated Services/Other Adj		-15,195	-34,865	
	Interest Earned		76,391	504,365 (3)	
	General Fund Misc Receipts		1,088	32,418	
	Other Tax (Manufactured Home Tax)			8,533	
	Science of Reading - Reimbursement			9,698	
2.05	Advances-In	317,928		317,928	100.00%
	Transfers-In	0		0	
2.06	All Other Financing Resources	10,336			17.25%
	General Ref of Prior Year Exp			0	
	General Sale/Loss of Assets		221	1,783	
		28,629,250	1,525,962	11,848,918	41.39%
<b>EXPENDITURES</b>					
		57,511,153	33,520,494	40,730,821	
3.01	Personnel Services	12,565,791	1,016,128	5,215,058	41.50%
3.02	Employee Retirement/Insurance Benefits	5,943,338	454,548	2,316,971	38.98%
3.03	Purchased Services	2,310,603	103,485	754,721	32.66%
3.04	Supplies and Materials	845,205	116,956	481,991	57.03%
3.05	Capital Outlay	2,750,000	61,417	86,710	3.15%
4.30	Miscellaneous Objects	262,437	6,498	113,909	43.40%
4.02/4.05	Principal Notes	490,000	490,000	490,000	100.00%
4.06	Interest and Fiscal Charges	234,264	120,807	120,807	51.57%
5.01	Operating Transfers Out	1,328,095		0	0.00%
5.02	Advances Out	0		0	#DIV/0!
5.03	All Other Financing Uses			0	
	Total Expenditures	26,729,733	2,369,839	9,580,166	35.84%
	Ending Cash Balance	30,781,420	31,150,654	31,150,654 (4)	
	Encumbrances	330,957	1,795,944	755,815	5/12 41.67%
	Unreserved Balance	30,450,463	29,354,710	30,394,839	

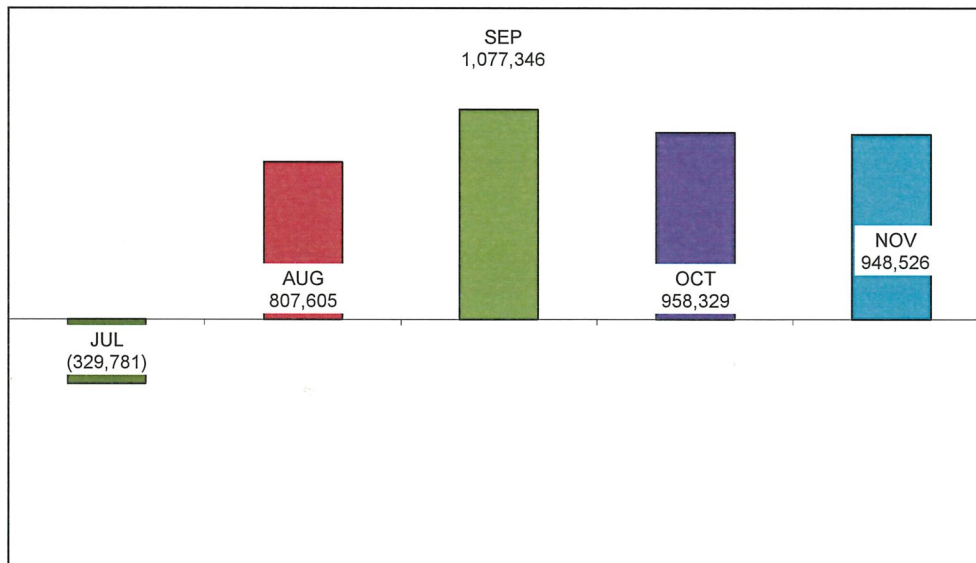
### FY 2025/2026 GENERAL FUND REVENUE



### FY 2025/2026 GENERAL FUND EXPENDITURE



### YTD REVENUE VARIANCE ACTUAL YTD VS PRIOR YTD



### YTD EXPENDITURE VARIANCE ACTUAL YTD VS PRIOR YTD

