



JULY
Financial Report
September 21, 2020

Linda K. Schumacher, Treasurer

CASH IN BANKS:		
CIVISTA BANK	3,215,151.70	
PNC	5,342,046.34	
FC BANK	28,821.65	
RICHLAND BANK - MONEY MARKET	232,405.94	
HUNTINGTON NATIONAL BANK (BOND FUND)	5,393.73	
UNITED BANK	39,732.61	
US BANK	\$29,981.43	
		8,893,533.40
OSFC RENOVATION FUNDS		
RICHLAND BANK (OSFC STATE SHARE)	39,056.97	
		39,056.97
TOTAL CASH IN BANKS		\$8,932,590.37
INVESTMENTS:		
PARK NATIONAL (RICHLAND BANK)	8,444,899.62	
STAR OHIO - PCTC	8,465,440.38	
TOTAL INVESTMENTS		\$16,910,340.00 (1)
RESERVE:		
HUNTINGTON BANK DEBT SERVICE	\$710,870.08	
JEFFERSON HEALTH PLAN INSURANCE RESERVE/(DEFICIT)	\$1,743,819.17	
PETTY CASH and CHANGE FUNDS		
ALL FUNDS	\$525.00	
TOTAL DEPOSIT BALANCE		\$28,298,144.62
RECONCILING ITEMS		
JULY		(\$3,011.34)
TREASURER'S BALANCE		\$28,295,133.28 (2)

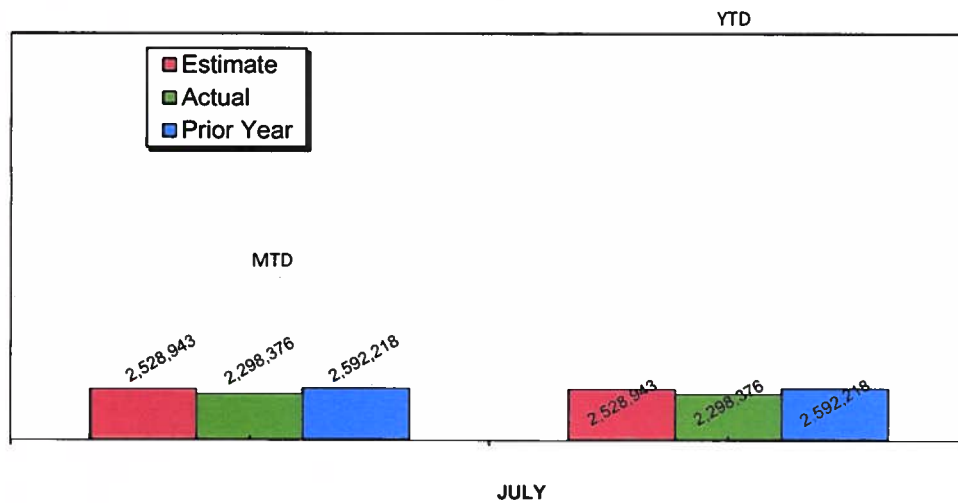
DATE	AMOUNT	TYPE	BANK	RATE	DUE DATE	INT EARNED
7/31/2020	DAILY BAL.	MONEY MKT	STAR OHIO	0.35%	7/31/2020	4,202.44
7/31/2020	DAILY BAL.	MONEY MKT	Richland- MM	0.10%	7/31/2020	28.30
7/31/2020	DAILY BAL.	MONEY MKT	PNC	0.10%	7/31/2020	471.99
7/31/2020	DAILY BAL.	MONEY MKT	Civista	0.10%	7/31/2020	201.25
7/31/2020	DAILY BAL.	MONEY MKT	Richland- State Share	0.10%	7/31/2020	4.84
7/31/2020	DAILY BAL.	MONEY MKT	Huntington Bank - Bond Account	0.10%	7/31/2020	0.62
7/31/2020	DAILY BAL.	MONEY MKT	Huntington Bank - Debt Service	MARKET	7/31/2020	60.20
7/31/2020	DAILY BAL.	MONEY MKT	Jefferson Health Plan	MARKET	7/31/2020	2,591.65
7/31/2020	7,394,528.74	MONEY MKT	Richland Bank Investment Portfolio	MARKET	7/31/2020	8,699.36
7/11/2019		CDARS	Richland- 1023322044	2.44%	7/9/2020	25,791.08
9/12/2019	1,050,370.88	CDARS	Richland- 1023004395	2.25%	9/10/2020	
Month End						
Investments \$ 8,444,899.62						JULY 42,051.73
Star Ohio 8,465,440.38						FISCAL YTD \$0.00
Total <u>16,910,340.00</u> (1)						TOTAL FISCAL YTD \$42,051.73
'NOTE: Investment earnings are posted after the current month is closed and reconciled.						OTHER FUNDS \$2,857.69
						GENERAL FUND \$39,194.04 (3)

	CURRENT BALANCE		CURRENT ENCUMBRANCES	UNCUMBERED BALANCE
GOVERNMENTAL				
001 GENERAL	\$17,855,656.35	(4)	\$1,450,573.51	\$16,405,082.84
SPECIAL REVENUE				
018 PRINCIPAL'S	44,252.69		4,385.00	\$39,867.69
019 LOCAL/WIA YOUTH SERVICES/LGIF	6,155.92		0.00	6,155.92
022 AGENCY/PELL	22,323.55		0.00	22,323.55
432 ED MGT INFO SYSTEM	3,729.34		321.00	3,408.34
439 PRE-SCHOOL CHILDHOOD	(2,265.18)		11,979.28	(14,244.46)
451 DATA COMMUNICATION	0.00		1,800.00	(1,800.00)
461 VOCATIONAL ED ENHANCEMENTS	0.00		0.00	0.00
467 STUDENT WELLNESS AND SUCCESS	172,680.55		0.00	172,680.55
499 MISCELLANEOUS STATE GRANT FUND	0.00		0.00	0.00
524 VOCATIONAL ED/CARL PERKINS	(4,696.60)		11,150.00	(15,846.60)
590 IMPROVING TEACHER QUALITY	0.00		0.00	0.00
DEBT SERVICE				
002 BOND RETIREMENT (OSFC ESCROW)	722,906.01		0.00	722,906.01
CAPITAL PROJECTS				
003 PERMANENT IMPROVEMENT	953,233.03		312,079.26	641,153.77
004 BUILDING - OSFC/LOCAL	38,996.43		0.00	38,996.43
010 OSFC - STATE/LFI	1,402,237.36		20,389.46	1,381,847.90
034 OSFC - FACILITIES MAINTENANCE	2,397,644.34		65,151.08	2,332,493.26
070 CAPITAL PROJECTS - HB426	291,964.99		0.00	291,964.99
ENTERPRISE				
006 FOOD SERVICES	(19,311.39)		600.00	(19,911.39)
009 UNIFORM SCHOOL SUPPLIES	177,957.23		451.35	177,505.88
011 ROTARY - CUSTOMER SERVICE	251,622.42		17,745.17	233,877.25
012 ADULT EDUCATION	225,133.69		30,096.80	195,036.89
INTERNAL SERVICE				
014 ROTARY - INTERNAL SERVICES	33,976.69		0.00	33,976.69
024 SELF INSURANCE FUND	1,743,819.17		578,694.00	1,165,125.17
TRUST AND AGENCY				
007 SPECIAL TRUST/SCHOLARSHIP	302,476.21		1,049.00	301,427.21
008 ENDOWMENT	33,165.90		0.00	33,165.90
025 USAS NETWORK - NCOCC	1,554,951.96		328,513.17	1,226,438.79
200 STUDENT ACTIVITY	86,522.62		11,204.34	75,318.28
TOTAL CASH	\$28,295,133.28	(2)	\$2,846,182.42	\$25,448,950.86
GENERAL - WAREHOUSE INVENTORY	71,064.27			

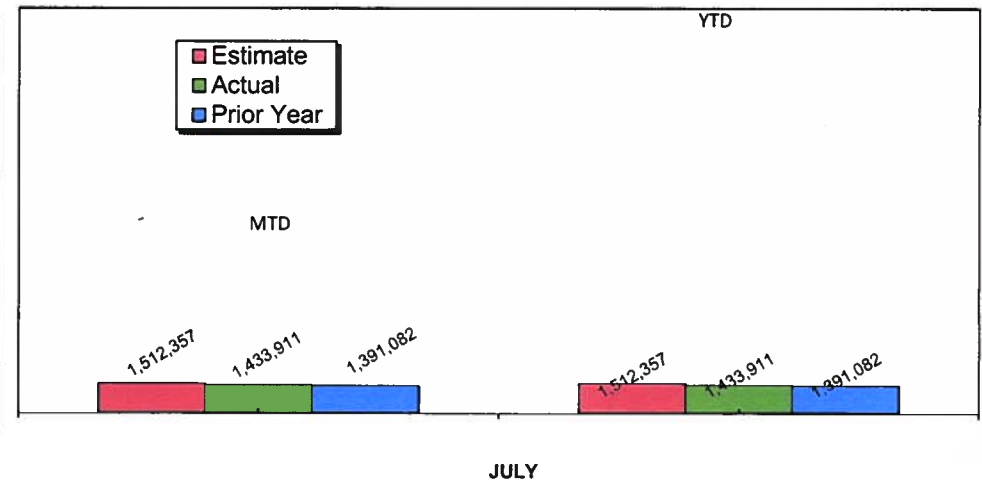

**2020/2021
GENERAL FUND
Appropriations/Actual
Revenues & Expenditures**

		2020/2021 Fiscal Year Appropriations	JULY ACTUAL	YTD ACTUAL	YTD as % of Est
Beginning Balance		16,991,191	16,991,191	16,991,191	
REVENUES					
1.01	General Property-R. E.	5,603,829	954,895.05	954,895	17.04%
1.02	Public Utility Personal Property Tax	1,825,946	227,054	227,054	12.43%
1.035	Unrestricted Grants-In-Aid	7,300,989	602,692	602,692	0.20%
	General Regular School Foundation		14,803	14,803	
	Other State Funding			0	
1.04	Restricted Grants-In-Aid	3,515,132			7.91%
	Career/Tech Weighted Funding		278,114	278,114	
	Economic Disadvantaged Funding			0	
1.05	Property Tax Allocation	378,313			0.00%
	10% and 2.5% Rollback			0	
	Homestead Exemption			0	
1.06	All Other Operating Revenues	1,437,000			9.23%
	Open enrollment Adjustment		74,255	74,255	
	Associated Services/Other Adj		16,230	16,230	
	Interest Earned		39,194	39,194	(3)
	General Fund Misc Receipts		3,002	3,002	
	Other Tax (Manufactured Home Tax)			0	
2.05	Advances-In	108,156	80,000	80,000	73.97%
	Transfers-In	7,992	7,992	7,992	100.00%
2.06	All Other Financing Resources	32,000			0.45%
	General Ref of Prior Year Exp			0	
	General Sale/Loss of Assets		145	145	
		20,209,357	2,298,376	2,298,376	11.37%
		37,200,548	19,289,567	19,289,567	
EXPENDITURES					
3.01	Personnel Services	10,891,274	831,135.99	831,136	7.63%
3.02	Employee Retirement/Insurance Benefits	4,705,040	387,139.83	387,140	8.23%
3.03	Purchased Services	2,229,741	150,990.73	150,991	6.77%
3.04	Supplies and Materials	767,070	29,317.00	29,317	3.82%
4.30	Miscellaneous Objects	255,734	35,327.81	35,328	13.81%
4.02/4.05	Principal Notes	380,481		0	0.00%
4.06	Interest and Fiscal Charges	325,323		0	0.00%
5.01	Operating Transfers Out	925,360		0	0.00%
5.02	Advances Out	75,000		0	0.00%
5.03	All Other Financing Uses	0		0	
	Total Expenditures	20,555,023	1,433,911	1,433,911	6.98%
	Ending Cash Balance	16,645,525	17,855,656	17,855,656	(4)
					1/12
	Encumbrances	300,000	1,450,574	1,450,574	8.33%
	Unreserved Balance	16,345,525	16,405,083	16,405,083	

FY 2020/2021 GENERAL FUND REVENUE



FY 2020/2021 GENERAL FUND EXPENDITURE

YTD REVENUE VARIANCE
ACTUAL YTD VS PRIOR YTDYTD EXPENDITURE VARIANCE
ACTUAL YTD VS PRIOR YTD