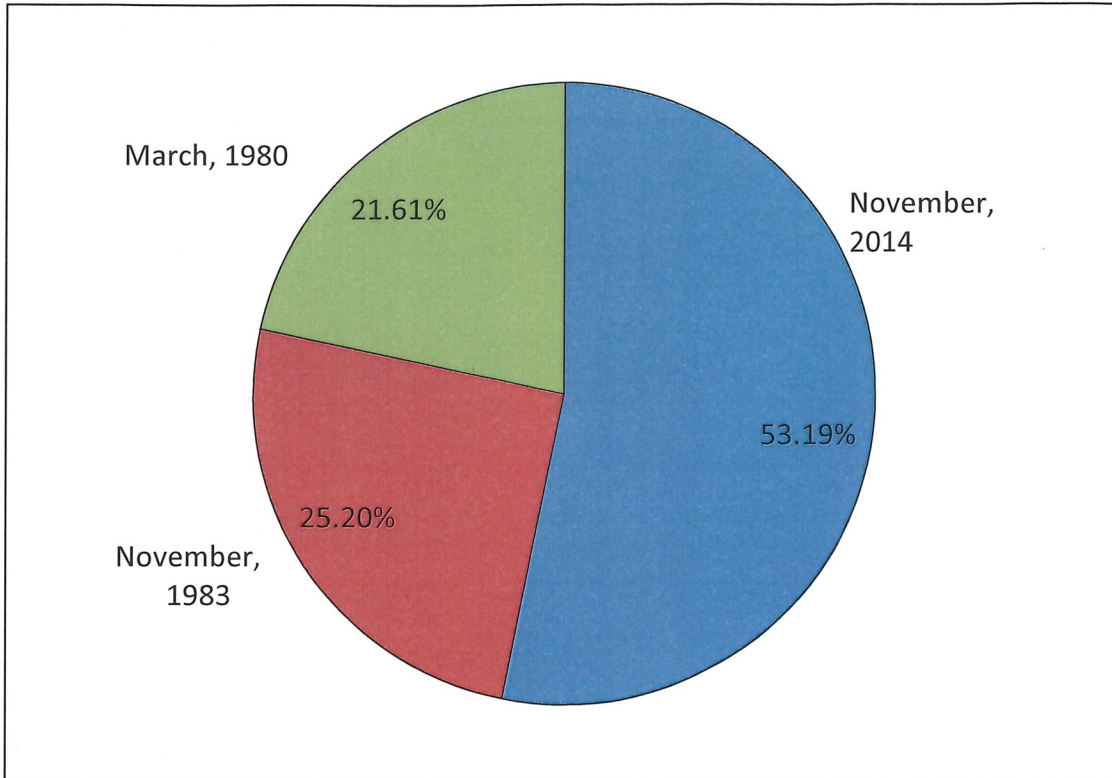


*Pioneer CTC*  
*Assessed Tax Valuation for*  
*Tax Year 2018*  
*Collectable 2019*

**Linda K. Schumacher, Treasurer**

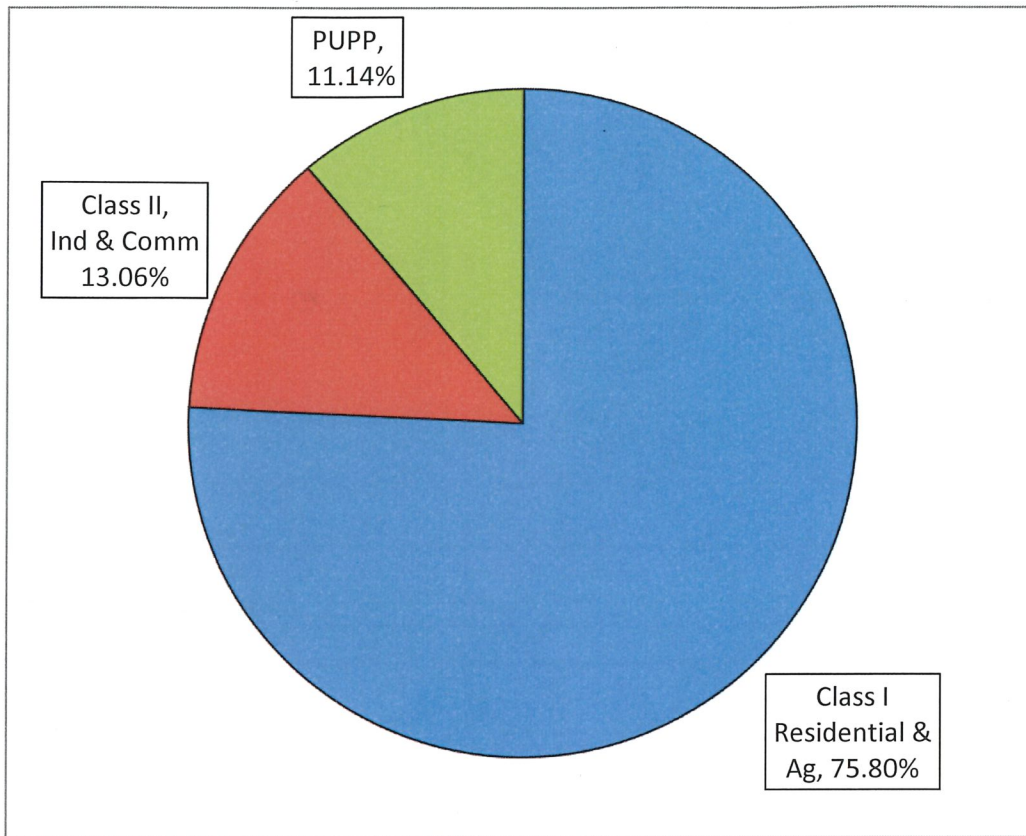
# PCTC EFFECTIVE TAX RATES BY LEVY

TAX YEAR 2018  
COLLECTABLE 2019



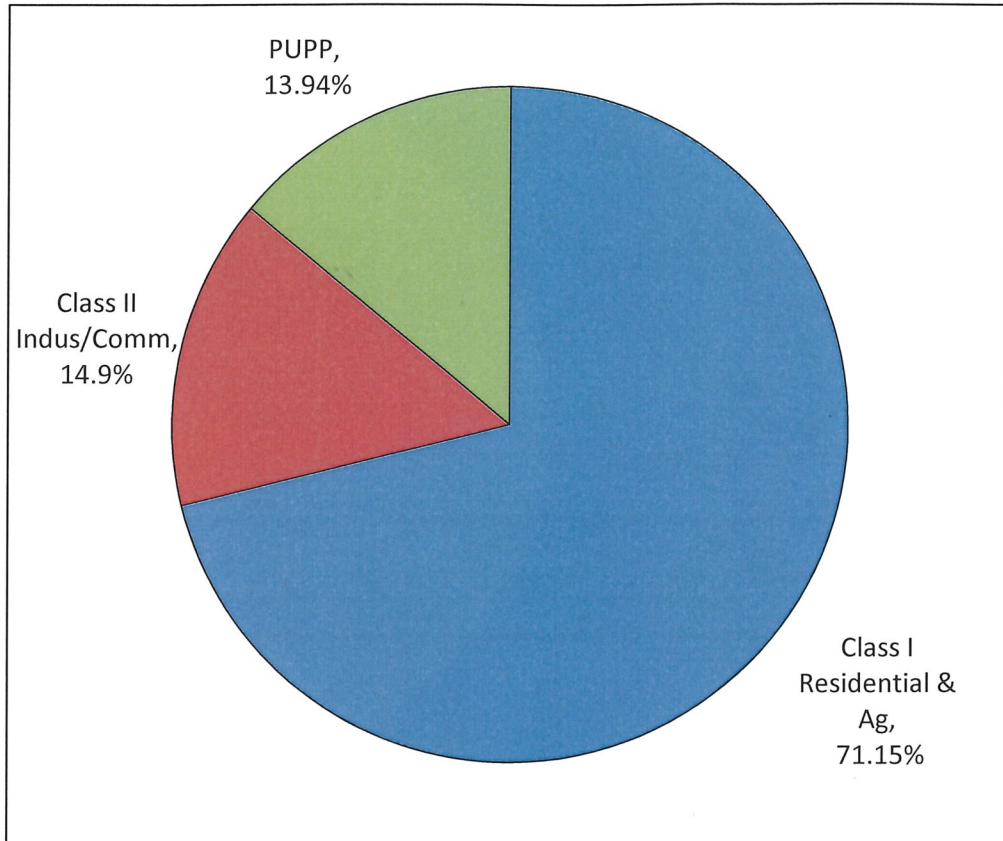
LEVY DATE	FULL RATE	EFFECTIVE CLASS I	EFFECTIVE CLASS II	%
November 4, 2014	1.70	1.578825	1.663120	53.19%
November 8, 1983	1.00	0.611881	0.924026	25.20%
March 4, 1980	1.00	0.560038	0.757416	21.61%
Total	3.70	2.750744	3.344562	100.00%

**PCTC TAX VALUATION BY CLASS**  
**Assessed Valuation for Tax Year 2018**  
**Collectable Year 2019**



CLASS	DESCRIPTION	VALUATION	%
Class I	Residential & Ag	1,921,630,960	75.80%
Class II	Indus/Commer/PU Real	331,045,160	13.06%
PUPP	Public Utility Pers	282,428,030	11.14%
Total		2,535,104,150	100.00%

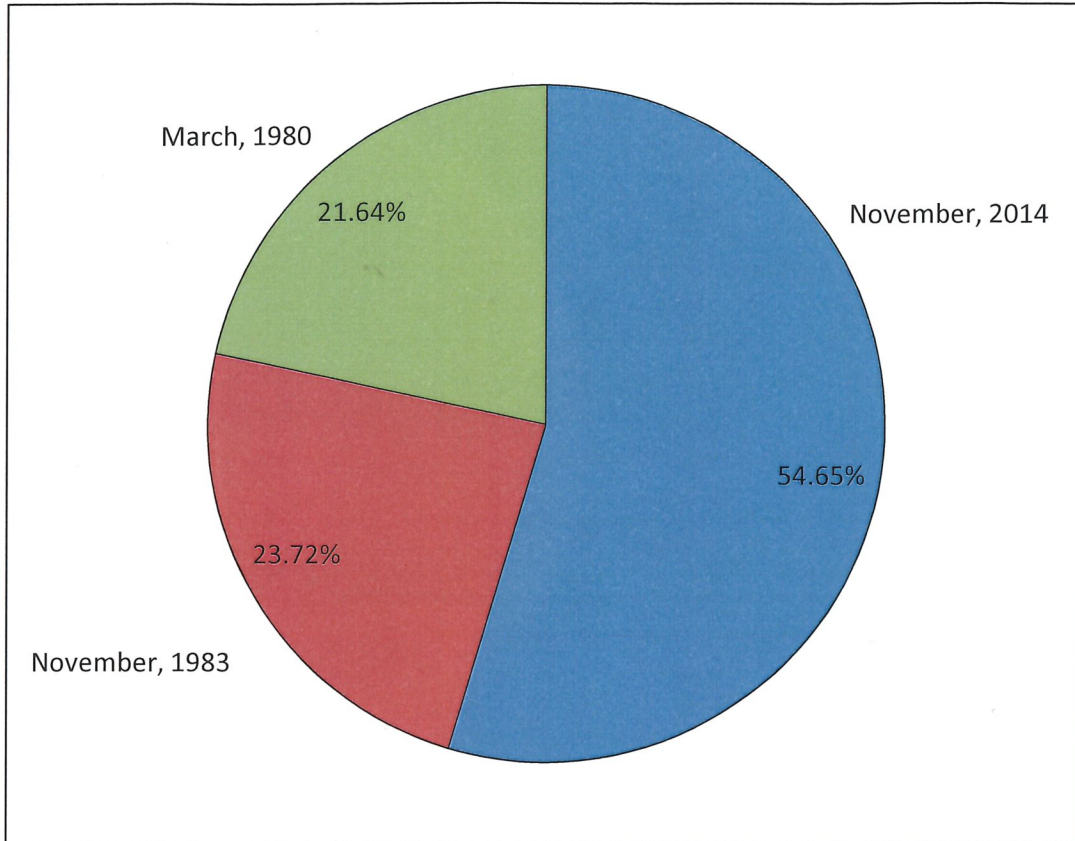
**PCTC ESTIMATED REVENUE BY CLASS**  
**Assessed Valuation for Tax Year 2018**  
**Collectable Year 2019**



CLASS	DESCRIPTION	REVENUE	%
Class I	Residential & Ag	5,285,915	71.15%
Class II	Indus/Commer/PU Real	1,107,201	14.90%
PUPP	PUPP	1,035,954	13.94%
Total			
		7,429,070	100.00%

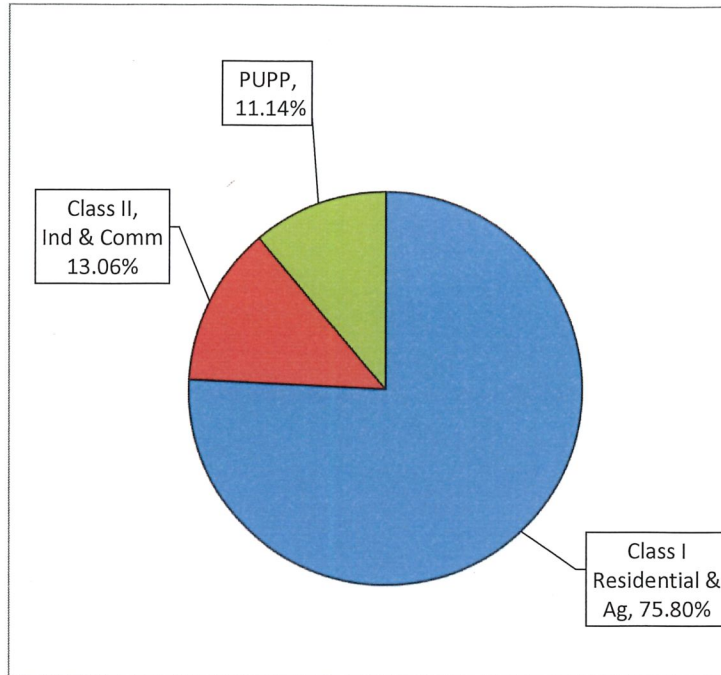


**PCTC ESTIMATED REVENUE BY LEVY  
TAX YEAR 2018  
COLLECTABLE 2019**



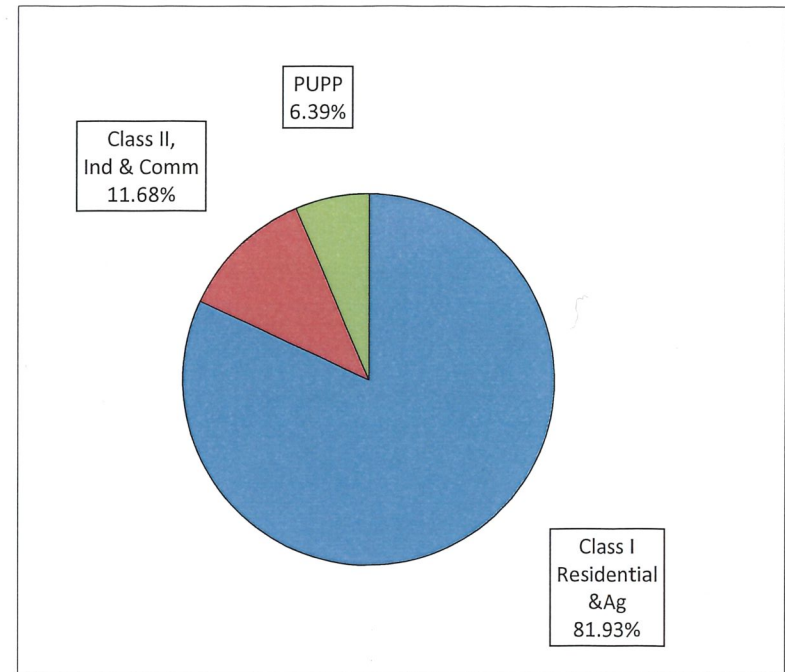
LEVY	REVENUE	%
November 4, 2014	4,059,680	54.65%
November 8, 1983	1,761,990	23.72%
March 4, 1980	1,607,400	21.64%
Total	7,429,070	100.00%

**PCTC TAX VALUATION BY CLASS**  
**Assessed Valuation for Tax Year 2018**  
**Collectable Year 2019**



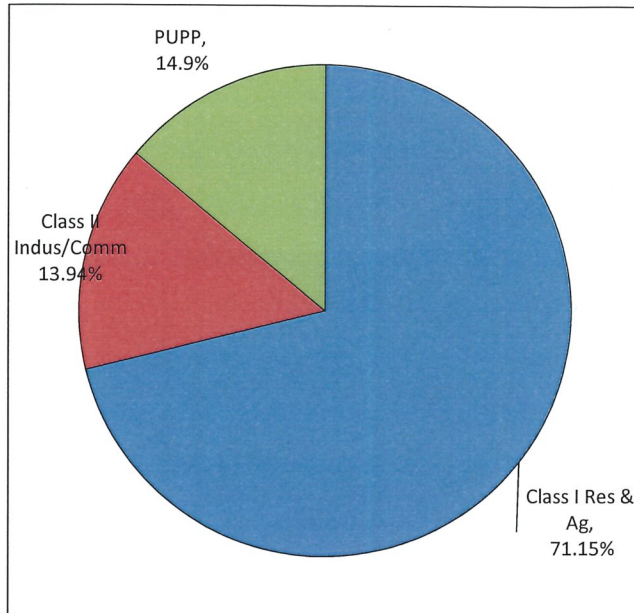
CLASS	DESCRIPTION	VALUATION	%
Class I	Residential & Ag	1,921,630,960	75.80%
Class II	Indus/Commer/PU Real	331,045,160	13.06%
PUPP	Public Utility Pers	282,428,030	11.14%
Total		2,535,104,150	100.00%

**PCTC TAX VALUATION BY CLASS**  
**Assessed Valuation for Tax Year 2017**  
**Collectable Year 2018**



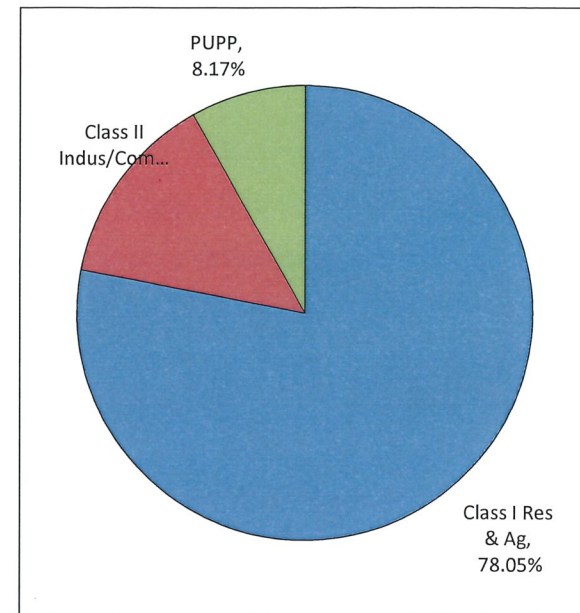
CLASS	DESCRIPTION	VALUATION	%
Class I	Residential & Ag	1,932,619,300	81.93%
Class II	Indus/Commer/PU Real	275,482,390	11.68%
PU-P	Public Utility Pers	150,630,410	6.39%
Total		2,358,732,100	100.00%

**PCTC ESTIMATED REVENUE BY CLASS**  
**Assessed Valuation for Tax Year 2018**  
**Collectable Year 2019**



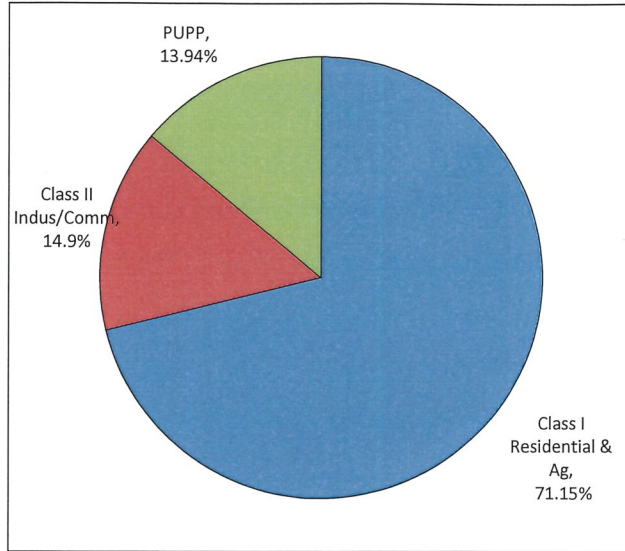
CLASS	DESCRIPTION	REVENUE	%
Class I	Residential & Ag	5,285,915	71.15%
Class II	Indus/Commer/PU Real	1,107,201	14.90%
PUPP	PUPP	1,035,954	13.94%
Total		7,429,070	100.00%

**PCTC ESTIMATED REVENUE BY CLASS**  
**Assessed Valuation for Tax Year 2017**  
**Collectable Year 2018**

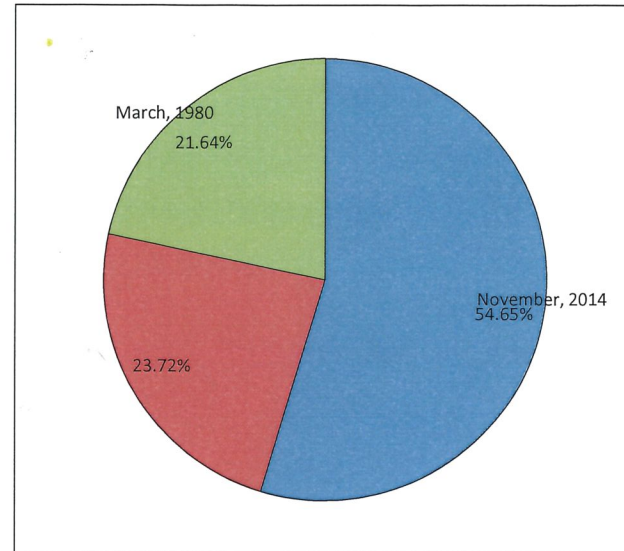


CLASS	DESCRIPTION	REVENUE	%
Class I	Residential & Ag	5,285,662	78.05%
Class II	Indus/Commer/PU Real	933,638	13.79%
PUPP	PUPP	553,179	8.17%
Total		6,772,479	100.00%

**PCTC ESTIMATED REVENUE BY CLASS**  
**Assessed Valuation for Tax Year 2018**  
**Collectable Year 2019**



**PCTC ESTIMATED REVENUE BY LEVY**  
**FOR YEAR 2018**  
**COLLECTABLE 2019**



CLASS	DESCRIPTION	REVENUE	%
Class I	Residential & Ag	5,285,915	71.15%
Class II	Indus/Commer/PU Real	1,107,201	14.90%
PUPP	PUPP	1,035,954	13.94%
Total		7,429,070	100.00%

LEVY	REVENUE	%
November 4, 2014	4,059,680	54.65%
November 8, 1983	1,761,990	23.72%
March 4, 1980	1,607,400	21.64%
Total	7,429,070	100.00%