



# October Financial Report November 17, 2014

Linda K. Schumacher, Treasurer

**CASH IN BANKS:**

CITIZENS BANK	384,171.01	
PNC	5,843,891.06	
FARMERS CITIZENS BANK	26,676.02	
RICHLAND BANK - MONEY MARKET	113,648.50	
HUNTINGTON NATIONAL BANK (DEBT SERVICE)	0.86	
UNITED BANK	4,862.90	
US BANK	\$23,526.44	
		6,396,776.79

**OSFC RENOVATION FUNDS**

HUNTINGTON (OSFC LOCAL) - BAIRD INVESTMENTS	32,253.36	
RICHLAND BANK (OSFC STATE SHARE)	2,114,080.06	
RICHLAND BANK - CONTRACTOR RETAINAGE	\$0.00	
		2,146,333.42

<b>TOTAL CASH IN BANKS</b>	<b>\$8,543,110.21</b>
----------------------------	-----------------------

**INVESTMENTS:**

CITIZENS BANK	0.00
FIRST FEDERAL BANK	0.00
PARK NATIONAL (RICHLAND BANK)	8,024,576.60
MULTIBANK SECURITIES	0.00
STAR OHIO - PCTC	1,540.89

<b>TOTAL INVESTMENTS</b>	<b>\$8,026,117.49</b>	(1)
--------------------------	-----------------------	-----

**RESERVE:**

HUNTINGTON BANK ESCROW ACCOUNT	\$782,457.43
JEFFERSON HEALTH PLAN INSURANCE RESERVE/(DEFICIT)	\$1,276,559.51

**PETTY CASH and CHANGE FUNDS**

ALL FUNDS	\$1,875.00
-----------	------------

<b>TOTAL DEPOSIT BALANCE</b>	<b>\$18,630,119.64</b>
------------------------------	------------------------

**RECONCILING ITEMS**

OCTOBER	(\$2,963.62)
---------	--------------

<b>TREASURER'S BALANCE</b>	<b>\$18,627,156.02</b>	(2)
----------------------------	------------------------	-----



DATE	AMOUNT	TYPE	BANK	RATE	DUE DATE	INT EARNED
10/31/2014	DAILY BAL.	MONEY MKT	STAR OHIO	0.04%	10/31/2014	0.05
10/31/2014	DAILY BAL.	MONEY MKT	Richland- Sweep	0.12%	10/31/2014	8.71
10/31/2014	DAILY BAL.	MONEY MKT	PNC	0.23%	10/31/2014	1,973.08
10/31/2014	DAILY BAL.	MONEY MKT	Citizens	0.10%	10/31/2014	51.67
10/31/2014	DAILY BAL.	MONEY MKT	Richland- State Share	0.15%	10/31/2014	207.22
10/31/2014	DAILY BAL.	MONEY MKT	Baird Investments	0.02%	10/31/2014	0.27
10/31/2014	DAILY BAL.	MONEY MKT	Huntington Bank	MARKET	10/31/2014	6.55
10/31/2014	DAILY BAL.	MONEY MKT	Jefferson Health Plan	MARKET	10/31/2014	1,300.12
9/18/2014	1,000,000.00	CDARS	Richland - 1017059668	0.30%	12/18/2014	
10/16/2014	1,000,000.00	CDARS	Richland - 1017154466	0.30%	1/15/2015	
9/18/2014	1,000,000.00	CDARS	Richland - 1017059684	0.35%	3/19/2015	
10/16/2014	1,000,000.00	CDARS	Richland - 1017154415	0.35%	4/16/2015	
5/29/2014	1,021,584.83	CDARS	Richland - 1016666595	0.30%	5/28/2015	
6/19/2014	1,002,991.77	CDARS	Richland - 1016734078	0.30%	6/18/2015	
9/18/2014	1,000,000.00	CDARS	Richland - 1017059706	0.40%	9/17/2015	
10/16/2014	1,000,000.00	CDARS	Richland - 1017154423	0.40%	10/15/2015	

Month End

Investments \$ 8,024,576.60

Star Ohio 1,540.89

Total 8,026,117.49 (1)

'NOTE: Investment earnings are posted after the current month is closed and reconciled.

OCTOBER	3,547.67
FISCAL YTD	\$16,301.25
TOTAL FISCAL YTD	\$19,848.92
OTHER FUNDS	\$6,302.23
GENERAL FUND	\$13,546.69 (3)

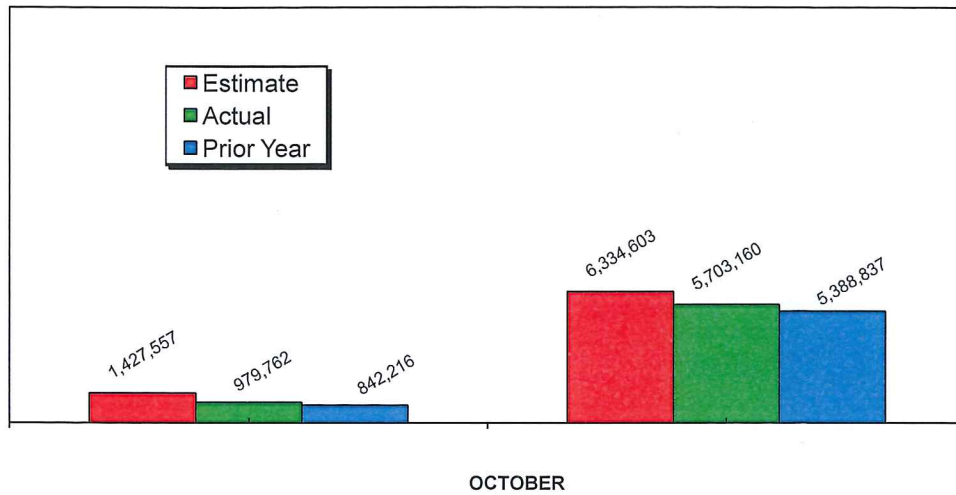
	CURRENT BALANCE		CURRENT ENCUMBRANCES	UNCUMBERED BALANCE
<b>GOVERNMENTAL</b>				
001 GENERAL	\$8,879,408.47	(4)	\$1,223,940.60	\$7,655,467.87
<b>SPECIAL REVENUE</b>				
018 PRINCIPAL'S	10,950.83		8,295.11	2,655.72
019 LOCAL/WIA YOUTH SERVICES/LGIF	15,186.84		94,167.44	(78,980.60)
022 AGENCY/PELL			0.00	0.00
432 ED MGT INFO SYSTEM	11,420.94		334.30	11,086.64
439 PRE-SCHOOL CHILDHOOD	109.45		12,893.02	(12,783.57)
451 DATA COMMUNICATION	900.00		2,000.00	(1,100.00)
461 VOCATIONAL ED ENHANCEMENTS	(400.00)		0.00	(400.00)
466 RAMTEC / Straight A Fund	0.00		0.00	0.00
502 SUCCESS UNLIMITED				0.00
506 RACE TO THE TOP				0.00
524 VOCATIONAL ED/CARL PERKINS	(16,056.58)		19,644.41	(35,700.99)
590 IMPROVING TEACHER QUALITY	174.50			174.50
<b>DEBT SERVICE</b>				
002 BOND RETIREMENT ( OSFC ESCROW)	784,929.50			784,929.50
<b>CAPITAL PROJECTS</b>				
003 PERMANENT IMPROVEMENT	390,629.94		36,924.92	353,705.02
004 BUILDING - OSFC/LOCAL	57,416.41		2,654.00	54,762.41
010 OSFC - STATE/LFI	3,901,276.55		29,824.14	3,871,452.41
034 OSFC - FACILITIES MAINTENANCE	648,021.98		52,231.24	595,790.74
070 CAPITAL PROJECTS - HB426	875,879.52		84.00	875,795.52
<b>ENTERPRISE</b>				
006 FOOD SERVICES	3,353.13		160,518.00	(157,164.87)
009 UNIFORM SCHOOL SUPPLIES	88,612.31		117.91	88,494.40
011 ROTARY - CUSTOMER SERVICE	113,541.21		48,200.39	65,340.82
012 ADULT EDUCATION	440,186.34		28,619.47	411,566.87
<b>INTERNAL SERVICE</b>				
014 ROTARY - BANQUETS	21,856.24			21,856.24
024 SELF INSURANCE FUND	1,276,559.51		403,370.00	873,189.51
<b>TRUST AND AGENCY</b>				
007 SPECIAL TRUST/SCHOLARSHIP	142,405.18		2,456.04	139,949.14
008 ENDOWMENT	31,256.07			31,256.07
025 USAS NETWORK - NCOCC	840,687.88		285,233.06	555,454.82
200 STUDENT ACTIVITY	108,849.80		30,446.34	78,403.46
<b>TOTAL CASH</b>	<b>\$18,627,156.02</b>	<b>(2)</b>	<b>\$2,441,954.39</b>	<b>\$16,185,201.63</b>
<b>GENERAL - WAREHOUSE INVENTORY</b>	<b>\$128,071.39</b>			



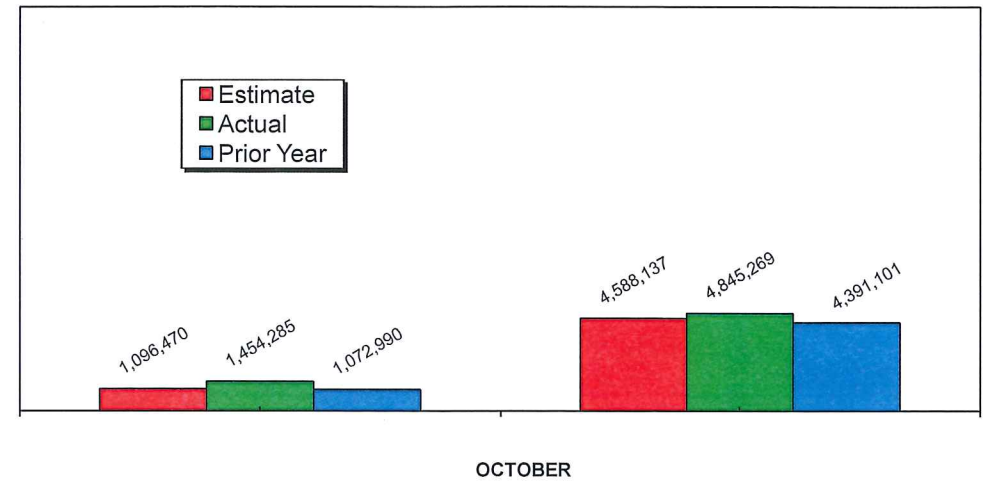
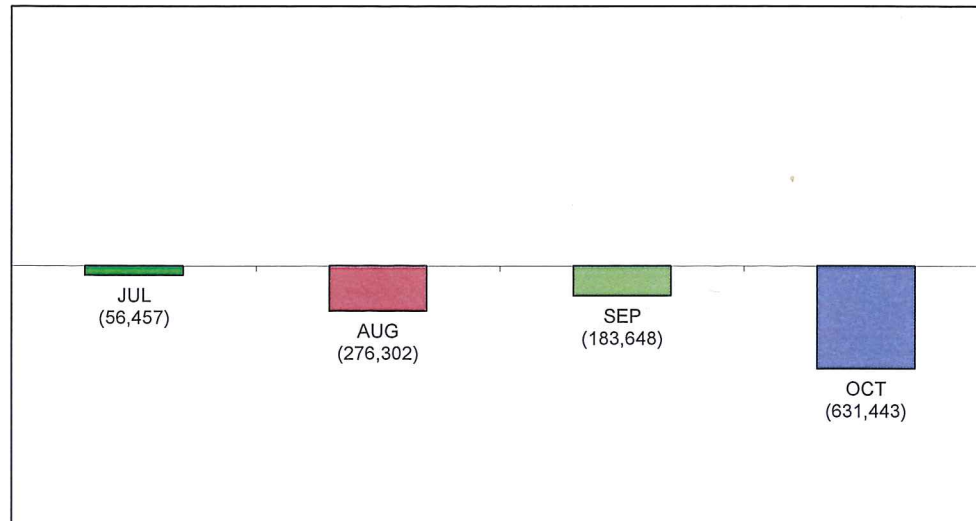
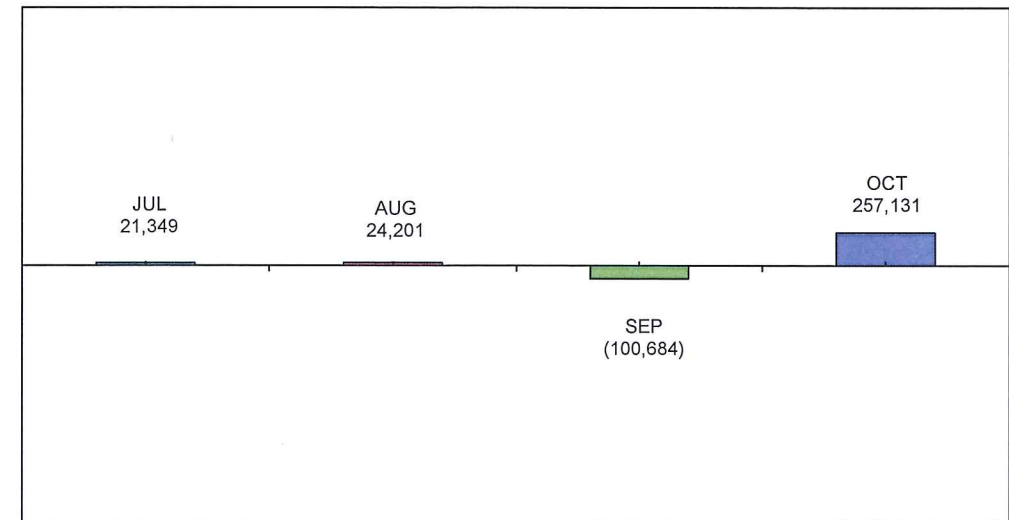
**2014/2015  
GENERAL FUND  
Appropriations/Actual  
Revenues & Expenditures**

		2014/2015 Fiscal Year Appropriations	OCTOBER ACTUAL	YTD ACTUAL	YTD as % of Est
Beginning Balance		8,021,517	9,353,931	8,021,517	
<b>REVENUES</b>					
1.01	General Property-R. E.	3,950,071		1,645,580	41.66%
1.02	Public Utility Personal Property Tax	308,600	8	186,702	60.50%
1.035	Unrestricted Grants-In-Aid	6,827,118			32.58%
	General Regular School Foundation		543,455	2,173,822	
	Other State Funding			50,281	
1.04	Restricted Grants-In-Aid	2,636,448			
	Career/Tech Weighted Funding		206,714	826,857	33.22%
	Economic Disadvantaged Funding		12,255	49,020	
1.05	Property Tax Allocation	697,658			43.04%
	10% and 2.5% Rollback		104,854	258,661	
	Homestead Exemption		41,600	41,600	
	Tangible Personal Property Tax Reim			0	
1.06	All Other Operating Revenues	868,386			32.08%
	Open enrollment Adjustment		24,257	97,076	
	Associated Services/Other Adj		39,475	157,898	
	Interest Earned		1,870	13,547	(3)
	General Fund Misc Receipts		3,912	5,410	
	Other Tax (Manufactured Home Tax)		1,279	4,658	
2.05	Advances-In	65,000		65,000	100.00%
2.06	All Other Financing Resources	24,000			529.36%
	General Ref of Prior Year Exp		83	123,869	
	General Sale/Loss of Assets			3,178	
		15,377,281	979,762	5,703,160	37.09%
		23,398,798	10,333,693	13,724,677	
<b>EXPENDITURES</b>					
3.01	Personnel Services	8,620,042	981,649	2,911,016	33.77%
3.02	Employee Retirement/Insurance Benefits	3,302,540	293,625	1,086,570	32.90%
3.03	Purchased Services	1,700,433	94,064	566,115	33.29%
3.04	Supplies and Materials	485,739	67,092	198,047	40.77%
4.30	Miscellaneous Objects	197,963	14,530	80,196	40.51%
4.02/4.05	Principal Notes	320,000		0	0.00%
4.06	Interest and Fiscal Charges	522,559		0	0.00%
5.01	Operating Transfers Out	550,000	3,325	3,325	0.60%
5.02	Advances Out	100,000		0	0.00%
5.03	All Other Financing Uses			0	
				0	
	Total Expenditures	15,799,276	1,454,285	4,845,269	30.67%
	Ending Cash Balance	7,599,522	8,879,408	8,879,408	(4)
	Encumbrances	300,000	1,223,941	1,223,941	4/12 33.33%
	Unreserved Balance	7,299,522	7,655,468	7,655,468	

## FY 2014/2015 GENERAL FUND REVENUE



## FY 2014/2015 GENERAL FUND EXPENDITURE

YTD REVENUE VARIANCE  
ACTUAL VS ESTIMATEYTD EXPENDITURE VARIANCE  
ACTUAL VS ESTIMATE

**Transfer of Accounts**

	Transfer from Acc't	Transfer to Acc't	Amount
Public School Pre-School	001.7200.910 General Fund	439.5100.9914	\$35.00
Carl Perkins Secondary Grant	001.7200.910 General Fund	524.5100.9914	\$3,290.08
<i>Transfer to close deficits in grant funds</i>			\$3,325.08